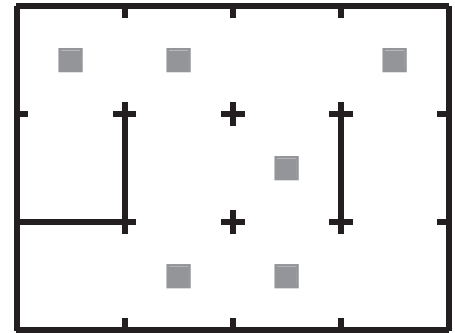


Draw walls to partition the grid into areas so that each area contains two dotted squares.

Area sizes must match those shown below the grid and each + must be linked to at least two walls.

Now we know the rules, let's try and solve this puzzle ...



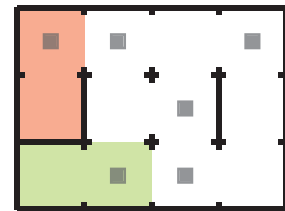
4 . 4 . 4

A

A good starting place is with "dead-ends".

The minimum area size is 2 so every square must be linked to at least one other square.

When solving Isolate puzzles you may wish to assign numbers to squares that are in the same area. I am using different colours in this tutorial.



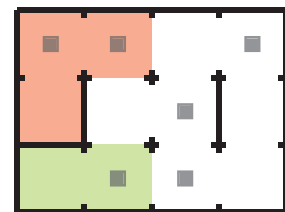
4 . 4 . 4

B

Concentrate on the top left part of the puzzle.

The red area currently contains one dotted square and we know that all areas must contain two.

We can therefore conclude that the red area must be expanded to include the square to the right.



4 . 4 . 4

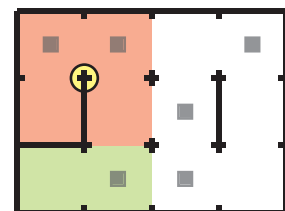
C

One of the rules states that each + must be linked to at least two walls.

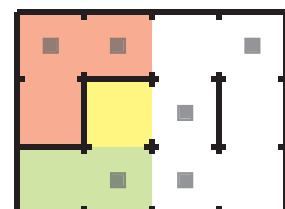
Take a look at the top grid on the right. The yellow highlighted + sign is only connected to one wall.

We can therefore conclude that a new red square can not appear in this position. We can therefore draw a wall to indicate that this square must belong to a different area.

In the bottom grid this has now displayed as a yellow square.

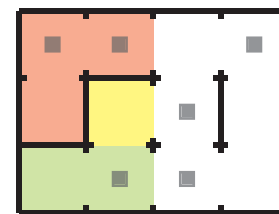


Not allowed



4 . 4 . 4

Solving puzzle continued ...



4 . 4 . 4

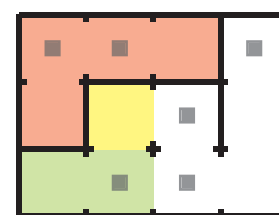
D

The size of the areas can now help us to finish the red area.

All areas in this particular puzzle must consist of four squares.

There is only one square we can use to expand the red area to the required size.

It is a good idea to remove the area size that has been found.



4 . 4

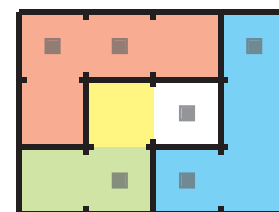
E

Have you spotted the new "dead-end"?

It is in the top right of the grid and will form a new area.

Since this area needs to contain two dotted squares there is only one set of squares that it can consist of.

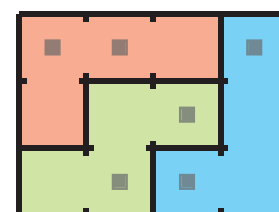
This is shown as a blue area.



4

F

Finally we can complete the green area.



Congratulations, you have just solved your first Isolate.

Please visit <http://www.vexpuzzle.com> if you wish to try more Isolate puzzles.