

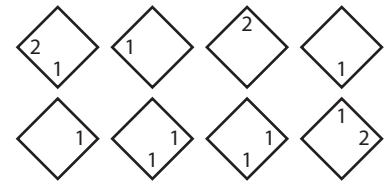

Place the digits 1 to 9 so that it is possible to jump from one digit to the next, in order, using the steps provided.



An example step is which gives the option to move one square left then two down, or two down then one left.

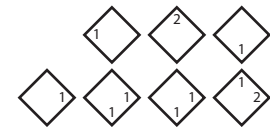

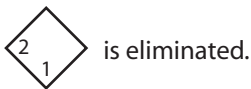
Each step must be used once and no part of a step can be over a black square.

Now we know the rules, let's try and solve this puzzle ...



**A** All Navigrid puzzles will have some numbers already filled in for you. You should see if any of the steps can be eliminated immediately.

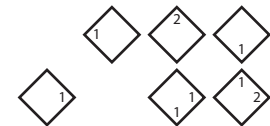

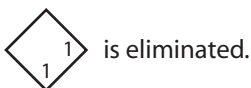
In this case we are in luck. We can remove the step that takes us from the number 5 to the number 6.



**B** Let us now try and find the location of the number 7.

One way to do this is to try all steps from the number 6 and see if any of them are valid.

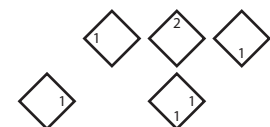

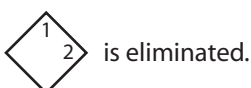
The only step that works is one square right and one square down.



**C** Large steps can be helpful because they tend to only fit into the grid at a certain place.

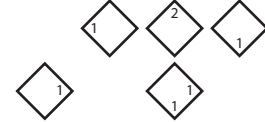
Look at the step that represents a move of two squares right and one square up.

This can only start from the number 7 square and therefore we can fill in the square containing the number 8.

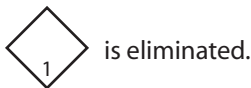


## Solving puzzle continued ...

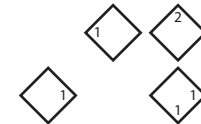
		5	
6	1		8
	7		9



- D** The last number we placed in the grid was the number 8.  
By doing this we can eliminate another step - the step that takes us from the number 8 to the number 9.

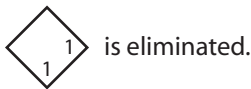


		5	
6	1		8
	7		9

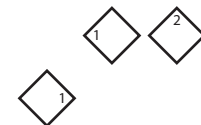


- E** Things are getting a bit easier now, the grid is filling up.  
Let us try to place the number 4. One way to do this is to try all steps towards the number 5 and see if any of them are valid.

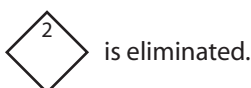
The only step that works is one square right and one square down.



	4		
		5	
6	1		8
	7		9



- F** Finally the step that represents a move of two squares up must take us from the number 2 to the number 3.



We can also eliminate the final two steps as they move us from the number 1 to the number 2 and from the number 3 to the number 4.

	4	3	
		5	
6	1	2	8
	7		9

Congratulations, you have just solved your first Navigrid.

Please visit <http://www.vexuspuzzle.com> if you wish to try more Navigrid puzzles.